

A quick overview of the possible methods.

## NORMAL PRINTER CONFIGURATION

A print of an image on white media. The printer will only use its standard CMYK colors to build the image.

## WHITE OPTION

When using the white option, several set-ups are possible and described below.

For each possibility the white and color are printed in the same print head pass.

You have full control to position white and color on top of each other,


thus excluding any interference of the material, e.g. shrinking or expanding due to heat.

PRINTING  
1 LAYER OF WHITE -  
WHITE UNDER




The machine will first print white and then the other colors on top.  
**When?** On light-colored materials where complete opacity is not required.

PRINTING  
1 LAYER OF WHITE -  
WHITE OVER



The printer will first print the colors and then white.  
**When?** On transparent materials in combination with mirrored mode printing. White is not completely opaque but will be used as a diffuser in the print.

PRINTING  
2 LAYERS OF WHITE -  
WHITE UNDER




The printer will first print the white twice and then print the colors on top. The white will thus work as a block-out = very opaque.  
**When?** On very dark colored materials where both the white and the colors must be very saturated.

PRINTING  
2 LAYERS OF WHITE -  
WHITE OVER




The printer will first print the colors and then the white twice on top of the other colors. White will work in this case as a block-out = very opaque. **When?** On transparent materials where the white needs to work like a block-out white. Mostly in combination with mirror option.

PRINTING 2 LAYERS OF  
COLORS AND 1 LAYER  
OF WHITE -  
WHITE IN THE MIDDLE



The machine will first print the colors, then the white and then once more the colors on top. White will work as an intermediate layer.  
**When?** On transparent materials where the image needs to be seen from both sides (as long as the front and back image are equal).

PRINTING  
WHITE ONLY



The machine will only print white.  
**When?** White ink only on colored materials where you need white text and/or grayscale images. The intensity can be varied by using 1, 2 or 3 layer printing. Two white layers offer the best speed/opacity ratio.